

How to pair your hearing aids with your Android™ device

1. Turn your hearing aids off.
2. Go the **Settings** menu and check that **Bluetooth** is turned on.
3. Go to **Google Play**. In the **Search** field on top, enter the name of the app and download the app.
4. Once downloaded, open the app and tap **Get Started**.
5. Follow the instructions on the screen to connect. You are now ready to go.

If you need to re-pair your iOS device

1. Start by removing the old pairing by going to the **Settings** menu.
2. Tap **General**, scroll down and select **Accessibility**.
3. Select **MFi Hearing Devices** and tap on **Forget this device**.
4. Turn your iOS device off and on again and re-pair the hearing aids to the device. If you need more information, contact your hearing care professional.

ReSound GN

Worldwide Headquarters
GN Hearing A/S
Lautrupbjerg 7
DK-2750 Ballerup, Denmark
Tel.: +45 4575 1111
resound.com

United Kingdom
GN Hearing UK Ltd.
Kirtlington Business Centre
Portway, Kirtlington
Oxon OX5 3JA
Tel.: +44 1869 352 800
resound.com

Australia
GN Hearing Australia Pty Ltd.
Gate C, 19-25 Khartoum Road
Macquarie Technology Park
Macquarie Park NSW 2113
Tel.: (free) 1800 658 955
resound.com

New Zealand
GN Hearing New Zealand Limited
Ground Floor, North Entrance
4 Fred Thomas Drive
Takapuna, Auckland, 0622
Tel.: (free) 0800 900 126
resound.com

Singapore
GN Hearing Pte. Ltd.
2 Kallang Avenue
#07-19 CT HUB
Singapore - 339407
Tel.: +65 6320 9388
resound.com

© 2019 GN Hearing A/S. All rights reserved. ReSound is a trademark of GN Hearing A/S. Apple, the Apple logo, iPhone, iPad, iPod touch are trademarks of Apple Inc., registered in the U.S. and other countries. App Store is a service mark of Apple Inc., registered in the U.S. and other countries. Android, Google Play and the Google Play logo are trademarks of Google LLC. The Bluetooth word mark and logos are registered trademarks owned by the Bluetooth SIG, Inc.



M201466GB-19,01-Rev.A

Get connected

The ReSound Smart 3D™ and Smart™ apps

GN Making Life Sound Better
FOR 150 YEARS

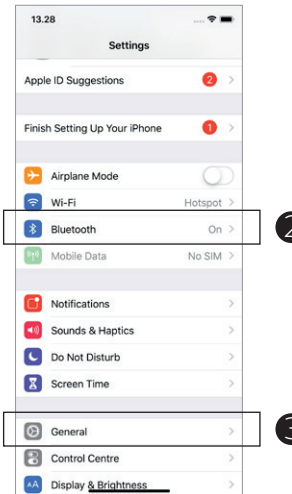
Introduction

Thank you for choosing our products. We have created this app to make it easy and pleasant for you to use and control your hearing aids from your smartphone or mobile device. For information on which smartphones and mobile devices are compatible with the app, visit: resound.com/compatibility.

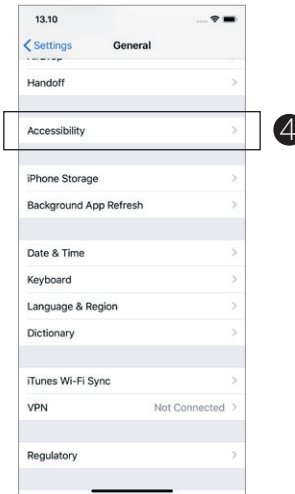
Before you can start using the app, you must pair your smartphone or mobile device with your hearing aids. This is easily done – just follow the steps below.

How to pair your hearing aids with your iOS device

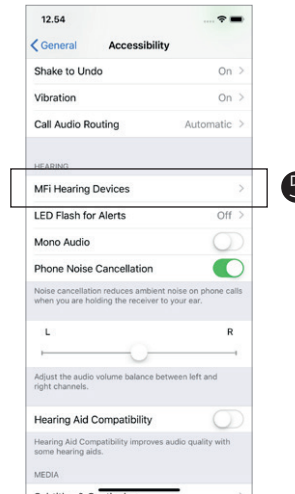
1. Turn your hearing aids off.
2. Turn on **Bluetooth** by going to the **Settings** menu on your iOS device. The slider turns green when you activate Bluetooth.



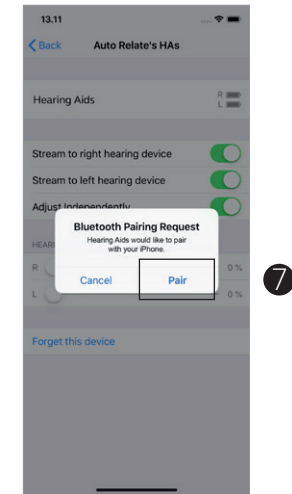
3. Go back to the main **Settings** menu and then, tap on **General**.



4. In the **General** menu, tap on **Accessibility**.



5. Scroll down to **MFi Hearing Devices**.
6. Turn your hearing aids on. Now, your iOS device will be able to detect your hearing aids.



7. Tap on **Pair**.
8. Go to the **App Store**, and in the **Search** field on top enter the name of the app.
9. Download the app, open it and tap **Get Started**.
10. Follow the instructions on the screen to connect to the app. You are now ready to go.

